
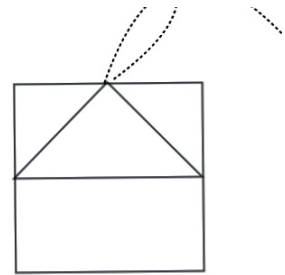


## Flat Angel

Cast on 25 stitches in neutral yarn  
Knit every row until work length=half width.  
Change to coloured yarn  
Knit every row until work length = width, cast off.,

You now have a flat square. Sew a triangle as shown in the diagram.  
a small wad of stuffing onto triangle, pull the ends of the thread to create head and wings. Sew in end. Add a halo (eyes and hair if required).



Place  
the

## Sheena's Angel

Abbreviations


K - knit

Kfb - increase by knitting into the front and then the back of the stitch.

K2tog - knit two together

Stocking stitch - one row knit, one row purl

Sts - stitches



Use any weight of yarn and appropriate needles. Ie 4ply yarn use 2-3mm needles  
Double knitting yarn, 4-5mm needles, Aran yarn, 5-6mm needles.

**Head**...use Natural colour

Cast on 6 sts

Row 1. (Kfb).	6 times.	12 sts
Row 2. (Kfb, K1)	6 times.	18sts
Row 3. (Kfb, K2)	6 times.	24sts
Row 4. (Kfb, K3).	6 times.	30 sts

Row 5-12. Starting with knit row stocking stitch 8 rows.

Row 13 (K2tog, K3)	6 times.	24 sts
Row 14 (P2, P2tog)	6 times.	18 sts
Row 15 (K2tog, K1)	6 times.	12 sts

**Body**-change to coloured yarn if you like.

Row 16 purl

Row 17. K1, Kfb, K to last stitch, Kfb. 14sts

Row 18 Purl

Row 19 Knit

Row 20 Purl

Row 21 (Kfb, K5, Kfb) twice. 18sts

Row 22 Purl

Row 23 Knit

Row 24 Purl

Row 25 (Kfb, K7, Kfb) twice. 22sts

Row 26 Purl

Row 27 Knit

Row 28 Purl  
Row 29 (Kfb, K9, Kfb) twice.           26sts  
Row 30, 31 & 32 All purl

Row 33 (K2tog, K9, K2tog) twice       22sts  
Row 34 (P2tog, K7, P2tog) twice       18sts  
Row 35 (K2tog, K1) 6 times           12 sts  
Row 36 (P2tog) 6 times               6 sts

Cut yarn and thread through remaining stitches. Sew up part of the seam, stuff then complete the seam.

### **Arms**

Knit as I-cord

Using double pointed needles cast on 3 sts.

Row 1 knit.

Push these stitches to the other end of the needle, pull the yarn around the back and..

Row 2 knit

Repeat the above for 10 rows.

Fasten off and attach to the angel.

### **Wings**

Using two strands of yarn together as one...you can use one strand of natural and one of your coloured yarn. I use a silver thread with the main colour.

Cast on 20 sts, knit 10 rows, cast off.

Attach the middle of the wings to the back of the angel.

Embroider on eyes and a mouth.

Sew a halo around the head.